

Tests for Higher Standards

MATHEMATICS



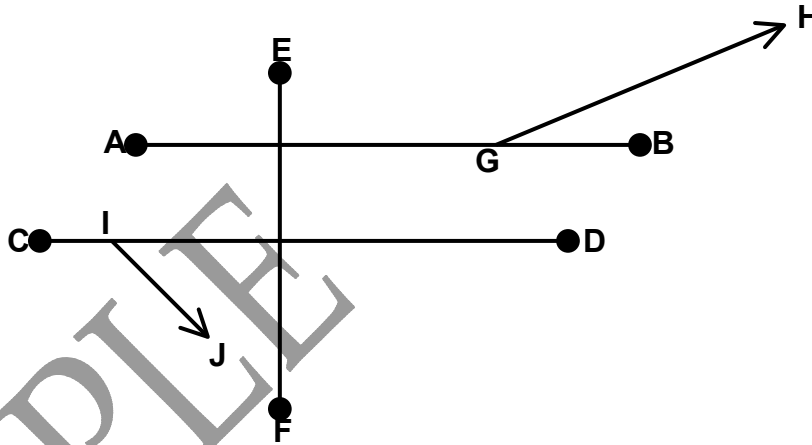
GRADE LEVEL TEST
FOR THE MARYLAND SCHOOL ASSESSMENT

Grade 5

Part II

Copyright © 2004, S.S. Flanagan & David E. W. Mott
Do not reproduce without permission.

Use the figure below to answer questions 1 to 3.



5-2.C.1.a

1. Which two line segments are parallel?

- A AB and EF
- B GH and IJ
- C AB and CD
- D CD and EF

5-2.C.1.a

2. Which two line segments are perpendicular?

- A AB and GH
- B EF and CD
- C GH and IJ
- D CD and IJ

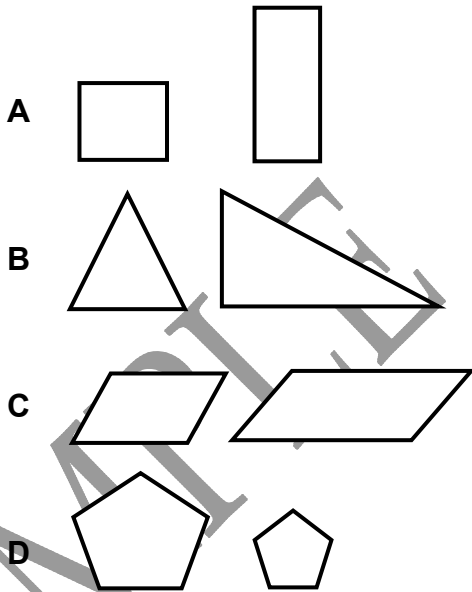
5-2.C.1.a

3. What is the best estimate for the measurement of angle BGH?

- A 5 degrees
- B 30 degrees
- C 90 degrees
- D 130 degrees

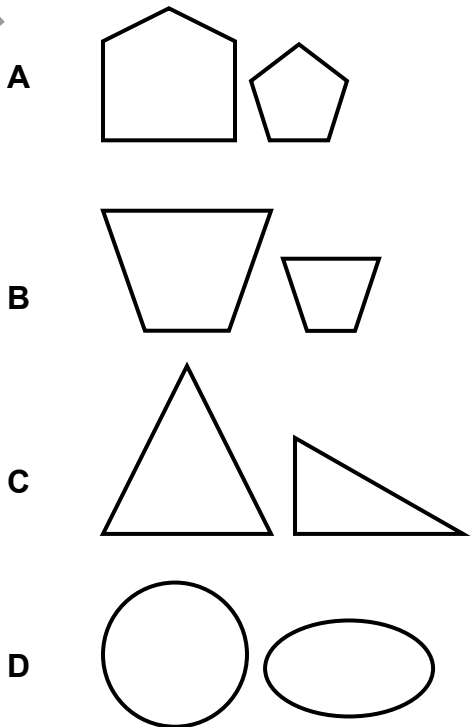
5-2.D.1.a

4. Which of the following pairs of figures is similar?



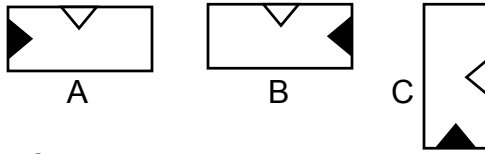
5-2.D.1.a

5. Which of the following pairs of figures is similar?



5-2.E.1.a

6. Describe the movement from A to B to C.



- A 2 flips
- B 2 slides
- C 2 rotations
- D 1 flip and 1 rotation

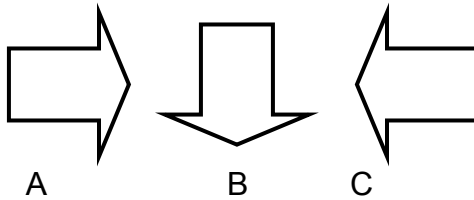
5-2.E.1.a

7. A pentagon that slides five units to the right will _____.

- A become five units smaller
- B be congruent to the original pentagon
- C become five units larger
- D be similar but not congruent

5-2.E.1.a


8. Describe the movement from A to B to C.



- A 1 flip and 1 rotation
- B 2 flips
- C 2 rotations
- D 1 rotation and 1 flip

5-3.A.1.a

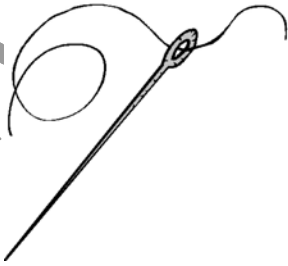
9. Which unit would you use to measure the weight of an egg?



- A ton
- B ounce
- C pound
- D kilogram

5-3.A.1.a

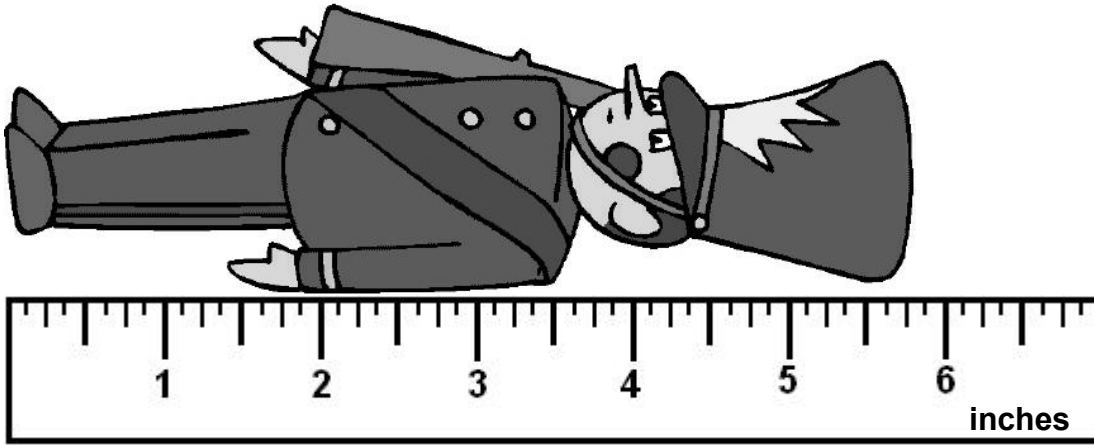
10. Which unit would you use to measure the weight of a needle?



- A grams
- B ounces
- C pounds
- D kilograms

5-3.B.1.a

11. Look at the object below and the ruler.

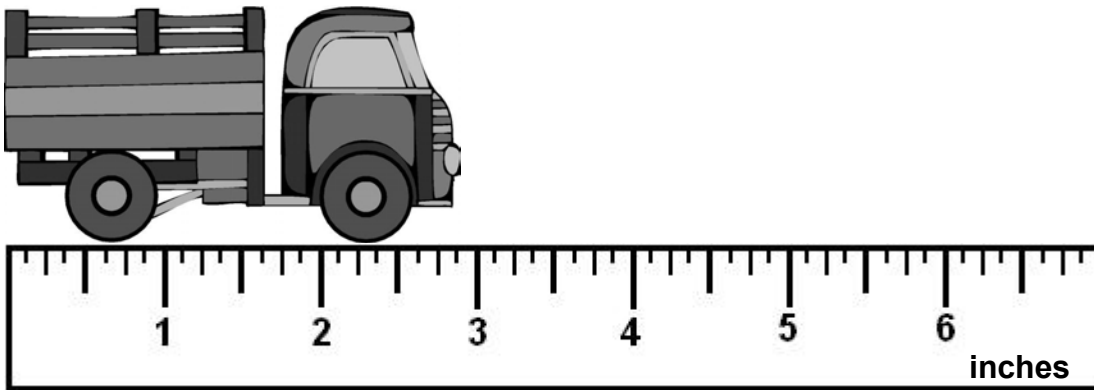


How long is the toy soldier?

- A 5 1/4 inches
- B 5 3/8 inches
- C 5 5/8 inches
- D 5 3/4 inches

5-3.B.1.a


12. Look at the object below and the ruler.



How long is the toy truck?

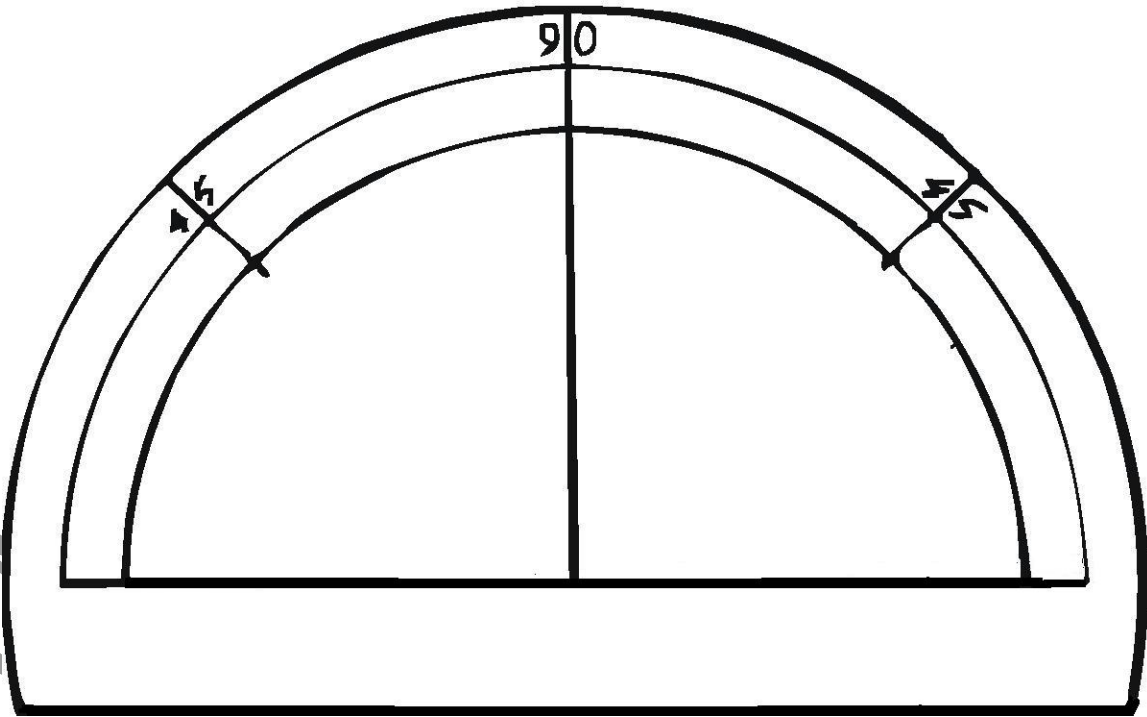
- A 2 1/2 inches
- B 2 5/8 inches
- C 2 7/8 inches
- D 3 inches

5-3.B.1.a

13. Look at the object below and the ruler.**How wide is the base of the toy robot?**

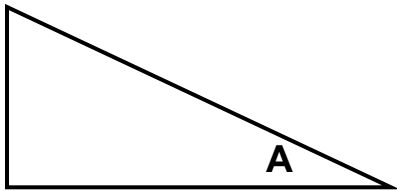
- A $2 \frac{3}{8}$ inches
- B $2 \frac{5}{8}$ inches
- C $2 \frac{1}{4}$ inches
- D $2 \frac{3}{4}$ inches

Use this protractor to answer questions 14 to 16.



5-3.B.2.a

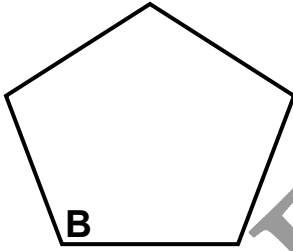
14. What is the measurement of angle A in this triangle?



- A about 5 degrees
- B about 30 degrees
- C about 45 degrees
- D about 150 degrees

5-3.B.2.a

15. What is the measurement of angle B in this pentagon?



- A about 70 degrees
- B about 90 degrees
- C about 110 degrees
- D about 135 degrees

5-3.B.2.a

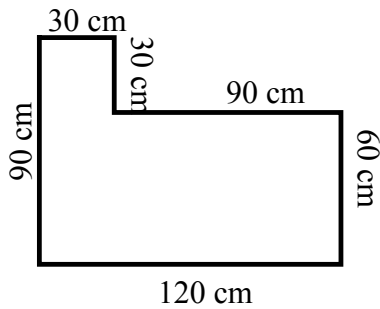
16. What is the measurement of angle C in this parallelogram?



- A about 30 degrees
- B about 45 degrees
- C about 70 degrees
- D about 135 degrees

5-3.C.1.a

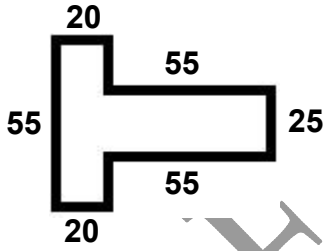
17. Find the *perimeter* of the polygon.



- A 120 cm
- B 330 cm
- C 420 cm
- D 430 cm

5-3.C.1.a

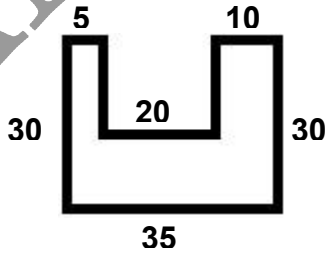
18. Find the *perimeter* of the polygon.



- A 180
- B 210
- C 230
- D 235

5-3.C.1.a

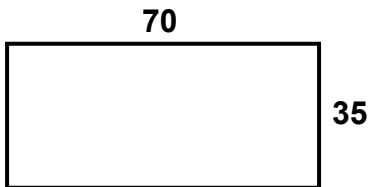
19. Find the *perimeter* of the polygon.



- A 100
- B 120
- C 130
- D 175

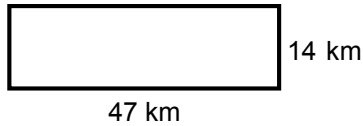
5-3.C.1.b

20. Find the *area* of this rectangle.



- A 105
- B 210
- C 560
- D 2450

5-3.C.1.b

21. Find the area of the rectangle.

- A 61 km²
- B 122 km²
- C 235 km²
- D 658 km²

5-3.C.2.a

22. Suzannah went to see a movie. The movie was 2 hours and 30 minutes long. The movie finished playing at 4:30 pm. What time did the movie start?

- A 1:00
- B 2:00
- C 2:30
- D 3:00

5-3.C.2.a

23. Jessica began playing computer games at 11:25 am. She stopped playing at 1:30 pm. How much time elapsed?

- A 1 hr, 30 min
- B 2 hrs
- C 2 hrs, 5 min
- D 3 hrs, 25 min

5-3.C.2.a

24. Jenna took her dog to the park. She left her house at 9:30 am. It was 3 hours and 15 minutes before she returned home. What time did Jenna arrive home?

- A 11:45 am
- B 12:15 pm
- C 12:30 pm
- D 12:45 pm

Use the following data to answer the next two questions.

**Average Temperatures
for the Last Six Days**

Day 1	56
Day 2	55
Day 3	54
Day 4	42
Day 5	48
Day 6	52

5-4.A.1.b

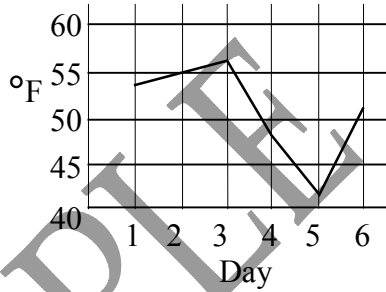
26. Which of the following is a correct stem-and-leaf plot of this data?

- A** 4 | 2 8 Key: 4 | 2 = 42
 5 | 2 4 5 6
- B** 5 | 6 5 4 9 Key: 5 | 6 = 56
 4 | 2 8
- C** 4 | 2 8 Key: 4 | 2 = 42
 5 | 6 9
- D** 5 | 9 6 5 4 2 Key: 5 | 9 = 59
 8 | 2

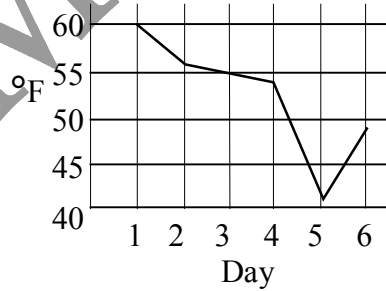
5-4.A.1.c

27. Which of the following is a correct line plot of the data?

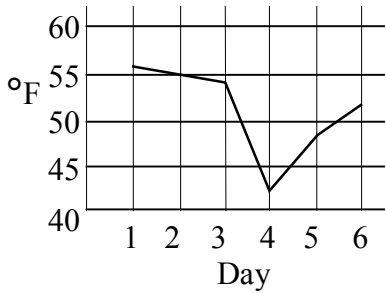
A Average Daily Temperature



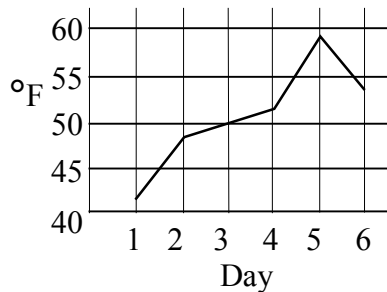
B Average Daily Temperature



C Average Daily Temperature



D Average Daily Temperature



Use the following data to answer the next four questions.

Science Quiz Grades

Mike	72
Marie	75
Betty	80
Juan	84
Seth	84
Mary	84
Martha	93
Evan	96
Latrice	96
Ed	98

5-4.B.2.a

28. What is the *mean* test grade? Round to the nearest whole number.

- A 85
- B 86
- C 87
- D 95

5-4.B.2.a

29. What is the *mode* of the test grades?

- A 84
- B 86
- C 87
- D 96

5-4.B.2.a

30. What is the *range* for this set of test scores?

- A 26
- B 72
- C 84
- D 98

5-4.B.2.a

31. What is the *median* for this set of test scores?

- A 10
- B 26
- C 84
- D 96

5-5.A.1.a

- 32. Marsha has two dimes. Which of the following shows the correct sample space with all the possible outcomes if Marsha tosses the two coins?**



H-heads



T-tails

- A** {HH, HT, TH, TT}
B {H, H, T, T}
C {HH, TT}
D {HT, TH}

You went to the store and bought a bag of mixed candy. The bag has 7 tootsie rolls, 4 jawbreakers, 16 jellybeans, and 6 fireballs.

5-5.B.1.a

- 33. If you reach into the bag and take out one piece of candy, what is the probability you will take out a jawbreaker?**

- A** $\frac{4}{7}$
B $\frac{4}{16}$
C $\frac{4}{29}$
D $\frac{4}{33}$

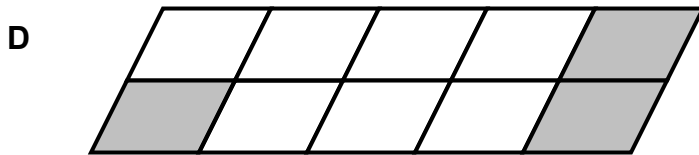
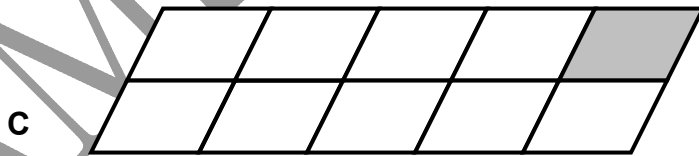
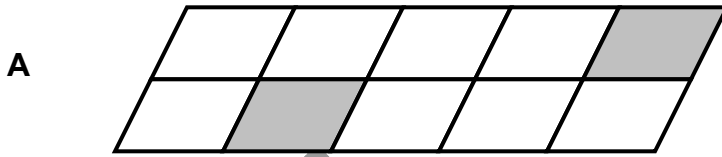
5-5.B.1.a

- 34. If you reach into the bag and take out one piece of candy, what type of candy are you most likely to take out?**

- A** jawbreaker
B fireball
C tootsie roll
D jellybean

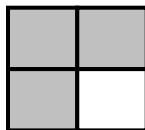
5-6.A.1.a

35. Which figure below represents $\frac{1}{5}$?



5-6.A.1.b

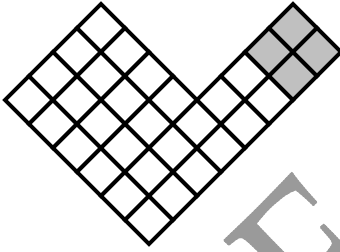
36. Look at the shape below.



Which decimal describes the shaded amount?

- A** 0.5
- B** 0.34
- C** 0.75
- D** 3.4

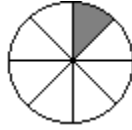
5-6.A.1.b

37. Look at the shape below.**Which decimal describes the shaded amount?**

- A** 0.25
- B** 0.333
- C** 0.75
- D** 0.125

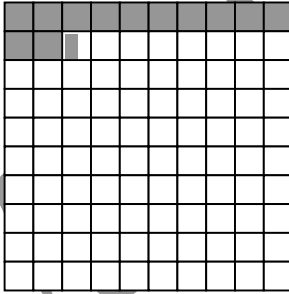
5-6.A.1.a, b

38. Here is a picture representing a fraction:

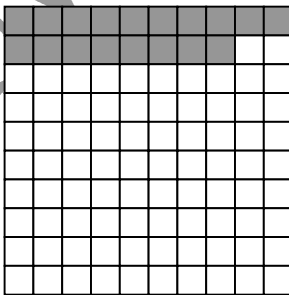


Which of the following diagrams showing decimals is equivalent to this fraction?


A




B



C



D



5-6.A.1.d

39. Put this set in order from least to greatest:

$$\frac{2}{3}, \frac{1}{4}, \frac{1}{2}, 0.6$$

A $\frac{1}{2}, \frac{2}{3}, \frac{1}{4}, 0.6$

B $\frac{1}{4}, \frac{1}{2}, 0.6, \frac{2}{3}$

C $\frac{1}{2}, \frac{1}{4}, \frac{2}{3}, 0.6$

D $\frac{2}{3}, 0.6, \frac{1}{2}, \frac{1}{4}$

5-6.A.1.d

40. Put this set in order from least to greatest:

$$\frac{1}{2}, 0.2, \frac{3}{4}, 0.85, 0.8$$

A $0.2, \frac{3}{4}, \frac{1}{2}, 0.8, 0.85$

B $\frac{1}{2}, \frac{3}{4}, 0.8, 0.85, 0.2$

C $0.2, \frac{1}{2}, \frac{3}{4}, 0.8, 0.85$

D $\frac{1}{2}, \frac{3}{4}, 0.8, 0.85, 0.2$